


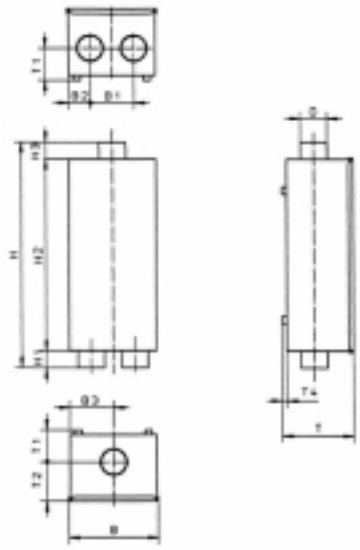
Diverter – 2-way, 3-way and 4-way

Use: The diverter is used for branching and connecting of system areas.


Installation: Installation position as desired



Einbau revisionsfähig
Provide manhole for maintenance access



Art. Nr.	Mtl. in mm		Dimensions in mm										Gewicht Weight kg			
	AD	AO	B	H	B1	B2	B3	T	T1	T2	T4	B		B1	B2	B3
410 712	AD	63	63	888	175	458	115	262	100	162	75	314	170	73	158	12,5
410 867	MW	75	88	888	175	458	115	262	100	162	75	314	170	73	158	12,5
410 865	AD	90	90	768	55	458	55	262	100	162	75	314	170	73	158	12,0
410 832	MW	100	108	768	55	458	55	262	100	162	75	314	170	73	158	12,0
410 863	AD	110	118	768	55	458	55	262	100	162	75	314	170	73	158	12,0
410 882	MW	124	132	918	75	770	75	323	100	223	75	438	224	103	215	23,0
410 926	AD	140	148	1075	95	990	84	410	155	254	74	508	260	128	250	34,0



- The diverter is pneumatically tight; this is very important for a silent driving of heavy weights
- An integrated service switch allows extensive function tests
- All electrical and mechanical components are grouped neatly.
- Electronic monitoring and remote operation
- Blocking device for free branches
- Driven by a noiseless transmitted, maintenance-free cog belt, through this the S-tube can be exactly adjusted
- Carrier drives soft and silent, guided by the S-tube
- Steelbox with removeable front cover, colour can be selected optional
- Proximity switches
- Electronically, software-controlled motor driver
- Industrial grade, heavy duty motor
- Rotation by roller bearings
- Maintenance-free Teflon®-Sealings
- Fully-electronic, maintenance-free microprocessor controls
- The Two-way-diverter allows 2 branches, the Three-way-diverter accordingly 3. (otherwise identical)