






Arrival signals (remote)

Use: The arrival signals announce the arriving carrier to the receiver.

	<p>1</p> <ul style="list-style-type: none"> • Arrival signal audible and visible with cancelation key • For installation to the wall. • Use: optional for AC 2, AC 24M and AC 50.
	<p>2</p> <ul style="list-style-type: none"> • Arrival signal visible (constantly shining) • For installation to the wall • Use: for all systems optional, fori AC 2, AC 24M and AC 50 only in combination with item 1.) • Measurements 75 x 75 mm
	<p>3</p> <ul style="list-style-type: none"> • Arrival signal flashing and buzzing • For installation at the table or to the wall • Use: for all systems optional, fori AC 2, AC 24M and AC 50 only in combination with item 1.) • Measurements 75 x 75 mm
	<p>4</p> <ul style="list-style-type: none"> • Arrival signal flashing and buzzing • For installation into cable-ducts • Use: for all systems optional, fori AC 2, AC 24M and AC 50 only in combination with item 1.) • Measurements 75 x 75 mm
	<p>5</p> <ul style="list-style-type: none"> • Arrival signal yellow flashing • For installation to the wall • Use: for all systems optional, fori AC 2, AC 24M and AC 50 only in combination with item 1.) • Measurements: D: 102 mm round